




It's Nearly Time!
[A Christmas Rhyme]

Written by Steph Openshaw
Illustrated by Kristina Abbott

TODDLER CRAFTS AND ACTIVITIES




Designed to accompany *It's Nearly Time! (A Christmas Rhyme)*, the following resources have been created for both little ones and their grown-ups to enjoy together. God delights to spend time with us so have fun as you play together and as you delight in him too.



Sing the story

Have a go at singing the story to the tune of 'Twinkle, Twinkle, Little Star'. It's a great way to remember it.



Count the stars

Can you count the stars on the pages in the story? There might be more than you think!



Dressing up

Dress up as a character from the Christmas story with your friends. Who or what could you be? Put on a 'story-show' for your family and friends.



Interactive prayer

Thank you God for baby Jesus. He is your best present for me! Hooray! Amen!

Say and do the prayer like this:

Thank you God for baby Jesus.
(pretend to rock a baby)

He is your **(point up)** best present **(thumbs up)** for me
(tap chest with thumbs)! Hooray **(punch the air)**!

Aaaaaamen!

(hands rolling round each other going high in the air and finishing with arms lifted in praise)



Three Christmas decoration crafts

Any craft materials used in the making of the decorations below can be sourced online, but it's always worth keeping an eye out in discount shops too. All crafts will need glue sticks and wipes for little hands.




Craft 1

Up, up, up in the big night sky
One bright star peeking down.
Taken from *It's Nearly Time!* page 6.

Craft 1 Materials

You will need: large foil card stars, either bought or home-made; googly eyes; white paper to make the smiling mouth; orange and yellow shredded tissue paper to stick on the back; a hole punch to make a hole at the top of the decorations and foil ribbon for hanging them up.





Craft 2

Shepherds and sheep, asleep on a hill
Laaaa! Angels singing? Dazzling light!
Taken from *It's Nearly Time!* page 12.



Craft 2 Materials

You will need: large foil cake cases, folded in half and then folded in half again, sticking the layers down as you go, to make the robe; large white paper cake cases, folded in half and stuck together, to make the wings (stick to the back of the robe as shown in the picture); gold glitter glue/pen to decorate the wings with gold dots; foil ribbon to stick inside the wing fold and hang the decoration up; circular white stickers with a 2 cm diameter, coloured in with the angel's face; and foam star stickers for the angel's 'hat'.





Craft 3

His name is Jesus. He is love,
God's best present for me and you.
Taken from *It's Nearly Time!* page 16.

Craft 3 Materials

You will need: large foil card hearts, bought or home-made, hole punched on each side; red ribbon to thread through the holes and hang up the decoration; foam star stickers; lolly sticks snapped in half and brown card to make the manger; circular white stickers with a 2 cm diameter, coloured in with baby Jesus' face.



Toddler groups

If you run a toddler group, you might like to use the story and resource over a three week period, as outlined below, beginning at the start of December. Enjoy this opportunity for the children and their grown-ups to have fun with God as you journey through nativity rehearsals with the little ones using *It's Nearly Time! (A Christmas Rhyme)*.



Week 1

Craft: The Star. If your group has a Christmas tree, your children could make two stars each – one to hang up at home and one to hang up on the group tree. Make sure both stars have the children's names on them so that after Christmas the children's stars can be given out to church family to remind them to pray for those children and their families.

Story: Share the first two verses of the story (pages 6–9 of *It's Nearly Time!*). Sing it to the tune of 'Twinkle, Twinkle, Little Star' or tell it interactively using actions that the children and their grown-ups can join in with. You might even like to use a combination of both!

Prayer: Use the interactive prayer from the resource.



Week 2

Craft: The Angel

Story: Share verses three and four from the story in the same way as you did for the first week (pages 10–13 of *It's Nearly Time!*).

Prayer: Use the interactive prayer from the resource.



Week 3

Craft: The Heart Manger

Story: Share verses five and six from the story in the same way as previous weeks (pages 14–17 of *It's Nearly Time!*).

Prayer: Use the interactive prayer from the resource.

As you finish toddler group for Christmas, you might like to invite families to one of your Christmas services to see their children sing the story, asking them to dress up as something (a star or an animal) or someone from the story. Finally, remember to enjoy yourselves and have fun together, with God, at this wonderful time of year. Happy Christmas!

